

Q1 What are the THREE GREATEST STRENGTHS of the Pikes Peak region?

Answered: 522 Skipped: 19

Answer Choices	Responses	
Greatest Strength	100.00%	522
2nd Greatest	96.36%	503
3rd Greatest	88.51%	462

SEE EXCEL SPREADSHEET - STRENGTHS TAB

Q2 What are the THREE GREATEST CHALLENGES facing the Pikes Peak region?

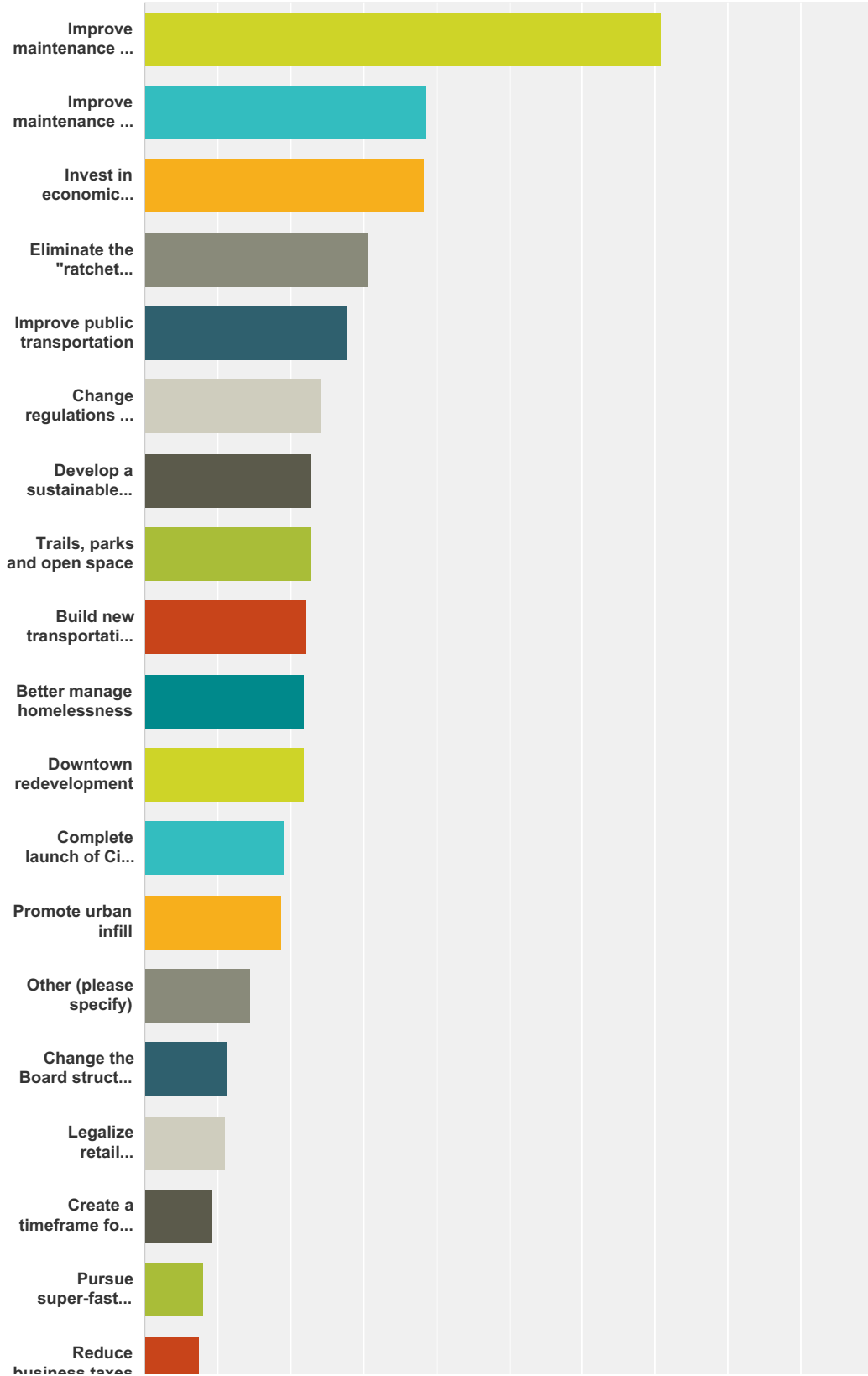
Answered: 524 Skipped: 17

Answer Choices	Responses	
Greatest Challenge	100.00%	524
2nd Greatest Challenge	98.47%	516
3rd Greatest Challenge	92.37%	484

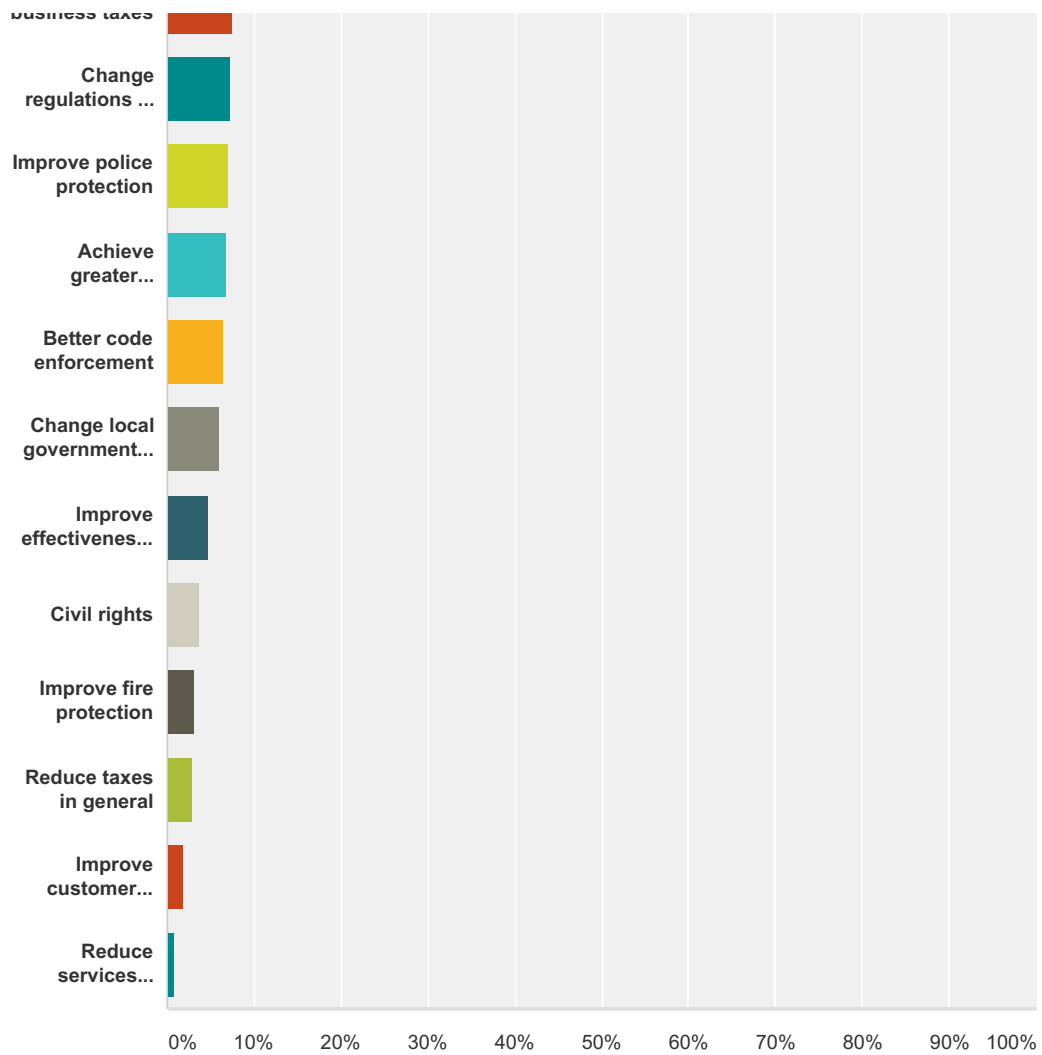
SEE EXCEL SPREADSHEET -
CHALLENGES TAB

Q3 What are the FIVE MOST IMPORTANT ISSUES you believe the community should address in the coming year?

Answered: 529 Skipped: 12



SIE 1



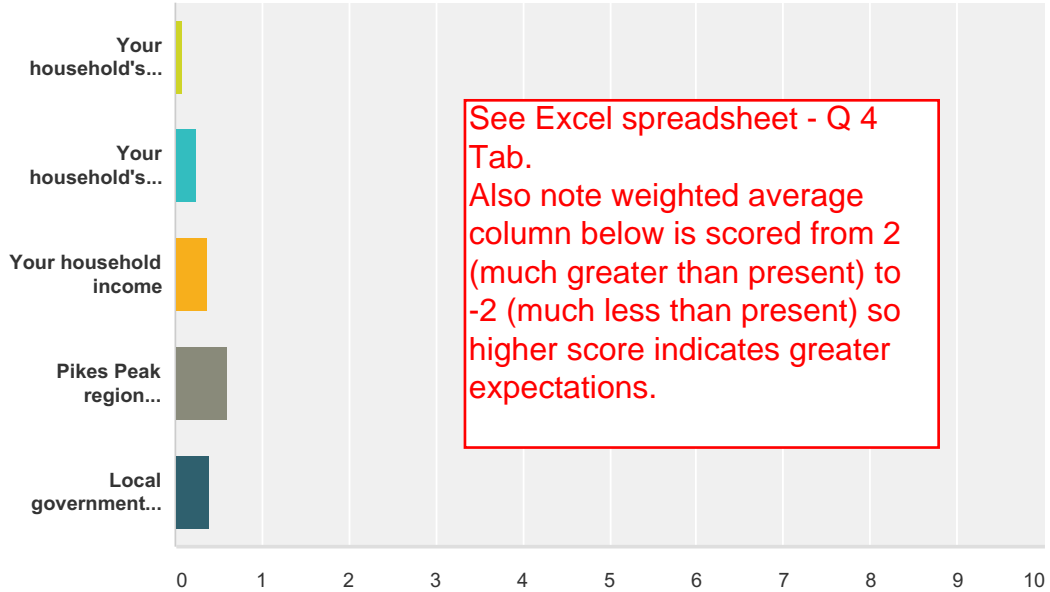
Answer Choices	Responses
Improve maintenance & repairs of roads and bridges	71.08% 376
Improve maintenance and repairs of stormwater assets	38.56% 204
Invest in economic development	38.37% 203
Eliminate the "ratchet effect" of Tabor	30.62% 162
Improve public transportation	27.79% 147
Change regulations to promote business growth	24.20% 128
Develop a sustainable funding plan for local government	23.06% 122
Trails, parks and open space	22.87% 121
Build new transportation infrastructure	22.12% 117
Better manage homelessness	21.93% 116
Downtown redevelopment	21.93% 116
Complete launch of City for Champions	19.28% 102

SIE 1

Promote urban infill	18.71%	99
Other (please specify) ←	14.56%	77
Change the Board structure for Colorado Springs Utilities	11.53%	61
Legalize retail marijuana	10.96%	58
Create a timeframe for decommissioning the Drake power plant	9.45%	50
Pursue super-fast internet	8.13%	43
Reduce business taxes	7.56%	40
Change regulations to make housing more affordable	7.37%	39
Improve police protection	7.18%	38
Achieve greater operating efficiencies	6.81%	36
Better code enforcement	6.43%	34
Change local government charter to improve governance	6.05%	32
Improve effectiveness of operations	4.73%	25
Civil rights	3.78%	20
Improve fire protection	3.21%	17
Reduce taxes in general	3.02%	16
Improve customer service	1.89%	10
Reduce services provided by local government	0.76%	4
Total Respondents: 529		

Q4 In the next THREE YEARS how do you anticipate the following changing relative to current levels?

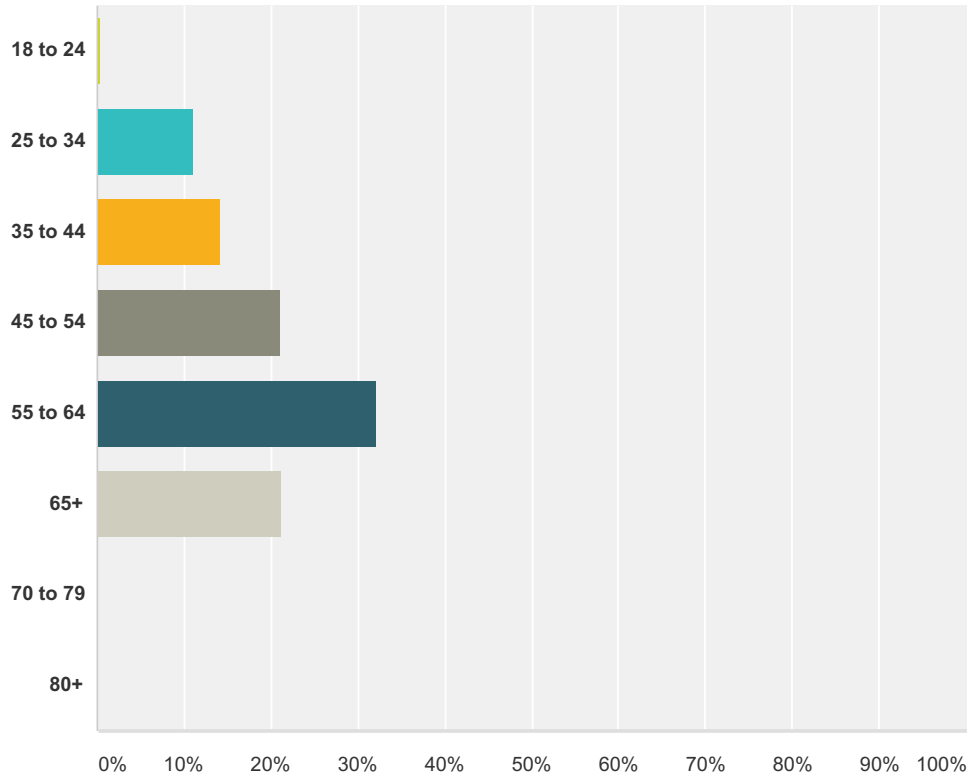
Answered: 526 Skipped: 15



	Much greater than present	Greater than present	About the same - No Change	Less than present	Much less than present	Total	Weighted Average
Your household's retail purchases (excluding food and pharmacy)	1.14% 6	19.01% 100	68.63% 361	10.27% 54	0.95% 5	526	0.09
Your household's online internet purchases	2.70% 14	25.10% 130	67.18% 348	4.05% 21	0.97% 5	518	0.25
Your household income	6.38% 33	32.30% 167	53.77% 278	7.16% 37	0.39% 2	517	0.37
Pikes Peak region population growth	5.79% 30	55.60% 288	31.85% 165	5.98% 31	0.77% 4	518	0.60
Local government revenues	2.71% 14	44.57% 230	42.83% 221	9.30% 48	0.58% 3	516	0.40

Q5 Age Group

Answered: 523 Skipped: 18

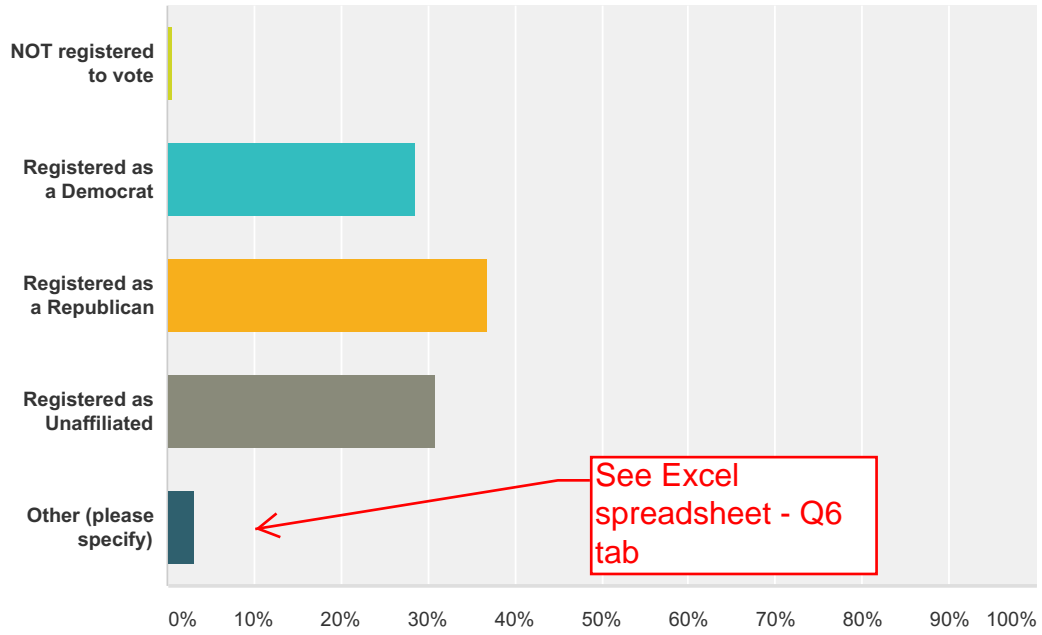


Answer Choices	Responses
18 to 24	0.38% 2
25 to 34	11.09% 58
35 to 44	14.15% 74
45 to 54	21.03% 110
55 to 64	32.12% 168
65+	21.22% 111
70 to 79	0.00% 0
80+	0.00% 0
Total	523

Note: 70 to 79 and 80+ are included in the 65+ category

Q6 Are you registered to vote

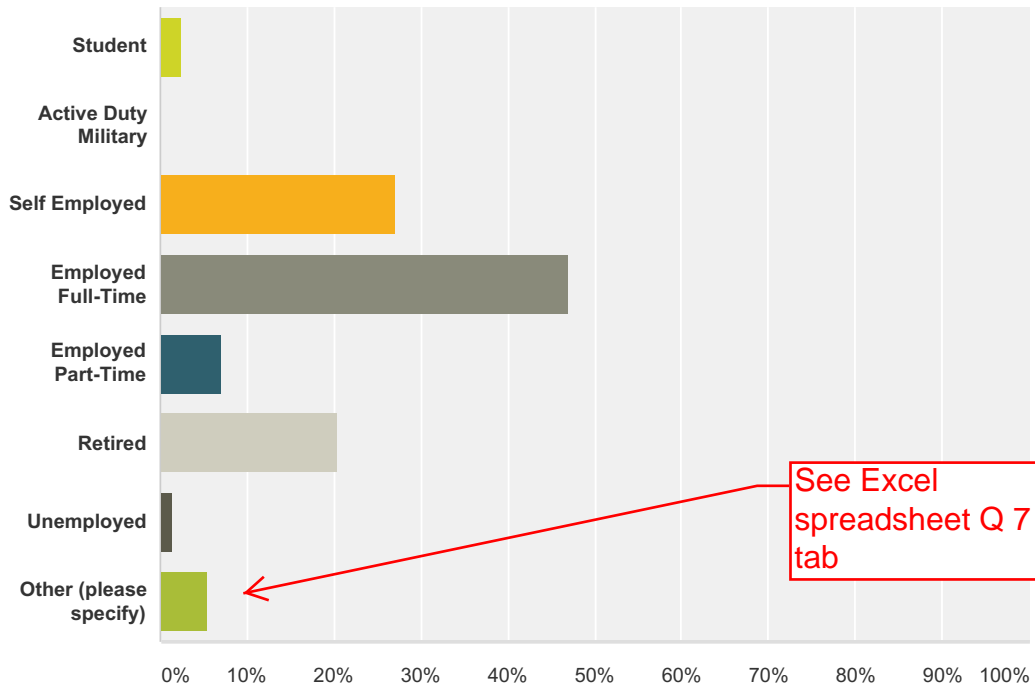
Answered: 519 Skipped: 22



Answer Choices	Responses
NOT registered to vote	0.58% 3
Registered as a Democrat	28.52% 148
Registered as a Republican	36.99% 192
Registered as Unaffiliated	30.83% 160
Other (please specify)	3.08% 16
Total	519

Q7 What is your current status (Check all that apply)

Answered: 525 Skipped: 16



Answer Choices	Responses	Count
Student	2.48%	13
Active Duty Military	0.19%	1
Self Employed	27.05%	142
Employed Full-Time	47.05%	247
Employed Part-Time	7.05%	37
Retired	20.38%	107
Unemployed	1.52%	8
Other (please specify)	5.33%	28
Total Respondents: 525		

Q8 What Zip Code do you live in?

Answered: 524 Skipped: 17

See Excel spreadsheet